

Plugin *Subscription* Documentation

..

Date of Release:	Date
Document-Version:	2.3
Plugin-Version	2.6.0 and above
Author:	Fabian Schmid, studer + raimann ag

Version	Author	Changes
1.0	Martin Studer	First Release
2.0	Fabian Schmid	Updated Documentation for new Community Release Version 2.3.0
2.1	Fabian Schmid	Updated Installation
2.2	Fabian Schmid	Updated Plugin for ILIAS 5
2.3	Theodor Truffer	Updated Plugin for ILIAS 5.1

Table of contents

1	Introduction.....	4
2	Feature Overview.....	4
3	Installation.....	4
3.1	Activerecord.....	4
3.2	Install Router.....	4
3.3	Install Plugin.....	5
4	Usage of the Plugin.....	5
4.1	Configure Plugin.....	5
4.2	Usage.....	7
4.2.1	ILIAS Course - Subscription with e-mail list.....	7
4.2.2	Paste the e-mail addresses of the users you like to assign.....	7
4.2.3	Assign users to the course.....	8
4.2.4	Email invitation.....	8

1 Introduction

The Mass Subscription adds a new subtab to the members view of a course. There you can enter a list of e-mail addresses or matriculation-numbers that are separated in any way (spaces, commata, new lines, etc) allowing you to quickly invite many users from e.g. an excel table to a ILIAS course.

2 Feature Overview

PL-Version Changes

1.0.0	- Insert a list of E-Mailaddresses and find existing accounts or send invitations to non-existing
2.0.0	- Use Matriculation Numbers for User-Mapping - New User-Interface - New Subscription Links when using E-Mails
2.3.0	- Deactivate the Plugin in Subtrees - Use Subscription in Groups
2.5.0	Use the Plugin in ILIAS 5.0
2.6.0	User the Plugin in ILIAS 5.1

3 Installation

If you are using ILIAS 5 and above, you can go to step 3.3.

3.1 Activercord

ILIAS 4.4 does not include ActiveRecord. Therefore please install the latest Version of ActiveRecord before you install the plugin:

Start at your ILIAS root directory

```
mkdir -p Customizing/global/plugins/Libraries/  
cd Customizing/global/plugins/Libraries  
git clone https://github.com/studer-raimann/ActiveRecord.git
```

3.2 Install Router

The Subscription-Plugin needs a Router-Service to work. Please install the Service first:

You start in your ILIAS root directory

```
cd Services  
git clone https://github.com/studer-raimann/RouterService.git Router
```

Switch to the setup-Menu of your Installation and perform a Structure-reload in the Tab Tools. this can take a few moments. After the reload has been performed, you can install the plugin.

3.3 Install Plugin

Start at your ILIAS root directory

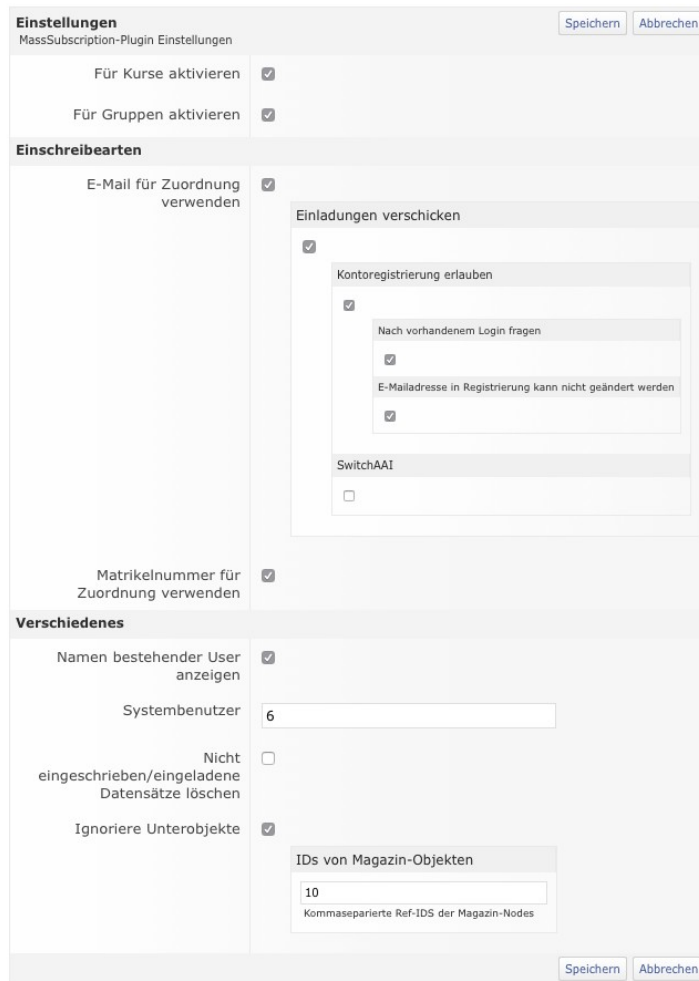
```
mkdir -p Customizing/global/plugins/Services/UIComponent/UserInterfaceHook/  
cd Customizing/global/plugins/Services/UIComponent/UserInterfaceHook/  
git clone https://github.com/studer-raimann/Subscription.git
```

As ILIAS administrator go to "Administration->Plugins" and install/activate the plugin.

4 Usage of the Plugin

4.1 Configure Plugin

As ILIAS administrator go to "Administration->Plugins" and click 'Configure' in the Subscription-Action-menu.



Configure you Plugin for your needs.

The Subscription-Plugin can be activated for courses and groups. You can use E-Mailaddresses and/or Matriculation-Numbers for User-Searches.

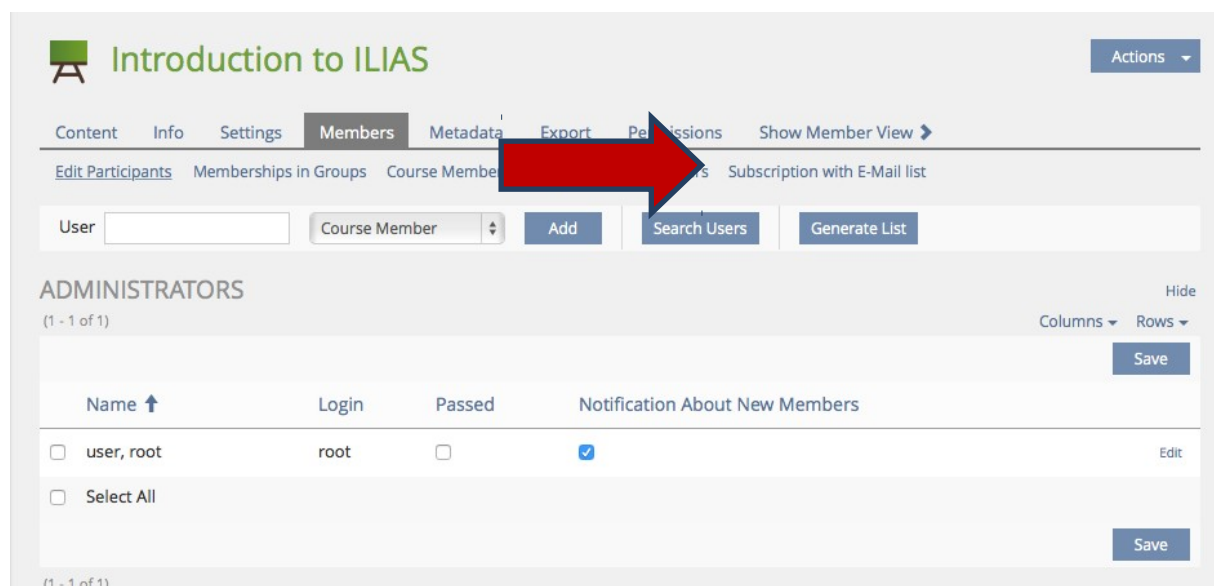
The E-Mailfunctionality allows the invited user to create a ILIAS-Accounts (if activated).

First- and Lastnames of existings Users can be hidden.


Deactivate the Subscription-Plugin in some Subtrees of the Repository.

4.2 Usage

4.2.1 ILIAS Course - Subscription with e-mail list



4.2.2 Paste the e-mail addresses or matriculations of the users you like to assign


Introduction to ILIAS

[Back](#)

Insert a list of matriculations or e-mails, which you'd like to assign as a member. Existing users can be assigned.

SUBSCRIPTION WITH MAIL OR MATRICULATION

E-Mails

fs@studer-raimann.ch


Seperated List of E-Mailaddresses (Comma, Semicolon, ...)

Matriculations

Seperated List of Matriculations (Comma, Semicolon, ...)

List Users

4.2.3 Assign users to the course




Introduction to ILIAS

[Back](#)

SUBSCRIBE USERS
 (1 - 2 of 2)

Clear

Assign and invite

E-Mail	Matriculation	Type	Exists in ILIAS	Status	Subscribe	Invite by E-Mail	Role
fs@studer-raimann.ch		E-Mail	No	Can be invited	<input type="checkbox"/>	<input checked="" type="checkbox"/>	Member 
info@fschmid.ch		E-Mail	No	Already invited	<input type="checkbox"/>	<input type="checkbox"/>	Member 

Clear


Assign and invite

(1 - 2 of 2)

4.2.4 Email invitation

Users with no ILIAS-Account get an individual invitation link to the ILIAS Course. After they have registered to ILIAS, they have access to the ILIAS course.

[ILIAS] Invitation to ILIAS
Posteingang x


root user
an mich
11:48 (vor 21 Minuten) ☆


Hello,

You have been invited to the ILIAS Course Test MassSubscription as Member. Please use the link below to register to ILIAS:

fs@studer-raimann.ch

http://rel50.ilias.dev/goto.php?target=subscr_39e17e2f1efa837713ffeb29b2da91672f5cdcbe has invited you, if you have any problems please contact: root user

Open Source eLearning
Sprache



Neues Benutzerkonto registrieren

BENUTZERDATEN
Registrieren

Benutzername *
fs@studer-raimann.ch

Passwort *

Passwort nochmals eingeben

PERSÖNLICHE DATEN

Vorname *
Fabian

Nachname *
Schmid

Titel

Geburtsdag
-- -- --

Geschlecht *
☐ Weiblich
☒ Männlich

INTERESSEN

Allgemeine Interessen
+ -

Biete Hilfe
+ -

Suche Hilfe
+ -